

# Hyper Wide Dynamic Camera (Effio WDR) CHE-WD713EF, CHE-WD713MEF



**B**uilt with Sony's latest Effio DSP and 960H WD image sensor, this 1/3" CCD-1024(H)x596(V) Hyper Wide Dynamic Camera, CHE-WD713EF & CHE-WD713MEF, have the amazing capability of achieving the highest horizontal resolution over 680TVL. What's more, its WDR function can work out a new algorithm and produce clear and true image without mixture color noise. 2D-NR and 3D-NR functions can reduce noise for various scenes whether in 2nd dimension or 3rd dimension. Every image can simply stay optimum and sharp.


The most exciting feature is Scheduled Shutter Mode. By setting the schedule, time can be set to have the CHE-WD713EF & CHE-WD713MEF under different shutter steps. It can also set to be under Day & Night mode so that the Color/ B&W/ AUTO/ EXT/ SCHEDULE can further be set to have clearer views.

There're Intelligent Motion & Face Detecting Functions, E-Zoom function 256x Operation, OSD (On Screen Display) Function, Sense-Up, Intelligent Automatic Exposure Compensation System, Spot Removal and Strong Light Suppression, all of these functions make the captured images more true and clear.


CHE-WD713EF & CHE-WD713MEF support Balun RS-485 Remote Control. The OSD (On Screen Display) can be used remotely via the RS485 communication port. And the most important thing is the transmission can still stay distinct.

This Hyper Wide Dynamic Camera can work under all kinds of conditions, even in back light environments. The leading surveillance camera, CHECOL's CHE-WD713EF & CHE-WD713MEF reproduces nearly perfect images like no other.

## Create Higher Resolution 680 TVL



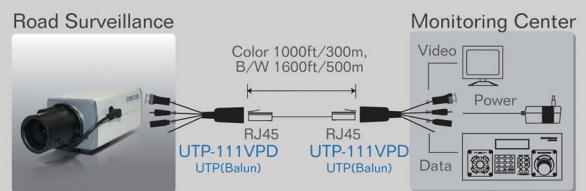
## 2D/3D Noise Reduction



## Shutter Mode (SCHEDULE / DAY&NIGHT)

Day&Night Mode	Shutter Setting	Shutter changes automatically according to schedule.	Day shutter and Night shutter can be set separately.																						
COLOR / B&W	AUTO / MANUAL / SCHEDULE	<table border="1"> <thead> <tr> <th>NO.</th> <th>TIME</th> <th>SHUTTER</th> </tr> </thead> <tbody> <tr> <td>1</td> <td>00:00</td> <td>1/50</td> </tr> <tr> <td>2</td> <td>05:00</td> <td>1/120</td> </tr> <tr> <td>3</td> <td>12:00</td> <td>1/250</td> </tr> <tr> <td>4</td> <td>18:00</td> <td>1/500</td> </tr> <tr> <td colspan="2">RETURN</td> <td>EXIT</td> </tr> </tbody> </table>	NO.	TIME	SHUTTER	1	00:00	1/50	2	05:00	1/120	3	12:00	1/250	4	18:00	1/500	RETURN		EXIT	<table border="1"> <thead> <tr> <th>** SHUTTER D/N **</th> </tr> </thead> <tbody> <tr> <td>DAY SHUTTER 1/50</td> </tr> <tr> <td>NIGHT SHUTTER 1/250</td> </tr> <tr> <td>RETURN EXIT</td> </tr> </tbody> </table>	** SHUTTER D/N **	DAY SHUTTER 1/50	NIGHT SHUTTER 1/250	RETURN EXIT
NO.	TIME	SHUTTER																							
1	00:00	1/50																							
2	05:00	1/120																							
3	12:00	1/250																							
4	18:00	1/500																							
RETURN		EXIT																							
** SHUTTER D/N **																									
DAY SHUTTER 1/50																									
NIGHT SHUTTER 1/250																									
RETURN EXIT																									
AUTO / EXT / SCHEDULE	AUTO / MANUAL / DAY&NIGHT	<table border="1"> <thead> <tr> <th>** STATUS **</th> </tr> </thead> <tbody> <tr> <td>NO. TIME SHUTTER</td> </tr> <tr> <td>4 20:37 1/500</td> </tr> </tbody> </table>	** STATUS **	NO. TIME SHUTTER	4 20:37 1/500																				
** STATUS **																									
NO. TIME SHUTTER																									
4 20:37 1/500																									

## Application Diagram



The OSD can be used remotely via the RS485 communication port

# CHE-WD713EF CHE-WD713MEF

Hyper Wide Dynamic Camera



## Features

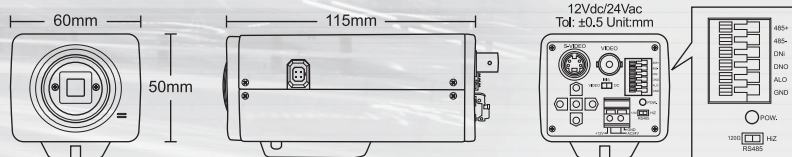
- ❖ 1/3" Hyper Wide Dynamic Color Camera (Effio WDR)
- ❖ Color : 680TVL, B/W : 700TVL
- ❖ Color : 0.03Lux@F1.0, B/W : 0.01Lux@F1.0, Sense-up : 0.0001Lux@F1.0
- ❖ Multi-Language OSD Control / RS485 Control
- ❖ RS485 Interface OSD Control by Pelco-D, Pelco P
- ❖ Powerful 510X WDR (54dB)
- ❖ Ideal for Backlight Environments
- ❖ 2D / 3D Noise Reduction & Sense Up (512x) Functions
- ❖ High Contrast Images
- ❖ Shutter Mode (SCHEDULE / DAY&NIGHT)
- ❖ Face Detection of up to 4 faces
- ❖ E-zoom Function (1~256x)
- ❖ Advanced Motion Detection Function
- ❖ Polygonal Mosaic Privacy Mask
- ❖ Freeze / Timer Clock



\* CHE-WD713MEF  
Mechanical IR Cut Filter (ICR)



## Dimensions



## Specifications



Model	CHE-WD713EF / CHE-WD713MEF
TV System	PAL / NTSC
Image Sensor	1/3" Sony 960H Double-speed (Double-density) CCD
Number of Total Pixels	PAL: 1024(H) x 596(V) NTSC: 1028(H) x 508(V)
Resolution ; DSP	680TVL(Color) / 700 TVL(B/W) ; Sony Effio WDR
Minimum Illumination	Color: 0.03Lux@F1.0, B/W: 0.01Lux@F1.0, 0.005Lux@F1.0 (with ICR), Sense-up: 0.0001Lux@F1.0
Wide Dynamic Range	510x Normal Camera (54dB)
Video Output	1.0 Vp-p Composite, 75Ω (BNC), S-Video (Y/C)
Signal to Noise Ratio	More than 52dB (AGC off, Weight on)
Gamma Correction	0.45
Mechanical IR Cut Filter (ICR)	CHE-WD713EF: NA CHE-WD713MEF: Automatically Switches (Switching Lux Level can be adjusted)
IR LED ; Working Distance	CHE-WD713EF: NA CHE-WD713MEF: Compatible with Infrared Illuminator
Menu	OSD Control or by RS485 Control
Title	TITLE (LOCATION)
Synchronizing System	INTERNAL / LINE LOCK
Digital Day&Night Mode	COLOR / B&W / AUTO / EXT / SCHEDULE
Electronic Shutter	AUTO (1/50(60)~1/100,000sec.) / SCHEDULE or DAY&NIGHT / MANUAL: 1/50(60), FL 1/120(100), 1/200, 1/350, 1/350, 1/500, 1/750, 1/1,000, 1/1,500, 1/2,000, 1/3,000, 1/4,000, 1/10,000, 1/30,000, 1/60,000, 1/100,000 sec.
Automatic Gain Control	AUTO / MANUAL / OFF
White Balance	ATW / AWB / AWC (Push Lock) / MANUAL / OUTDOOR (1800°K~10500°K) / INDOOR (4500°K~8500°K)
Back Light Compensation	WDR / BLC / OFF
Flickerless	ON / OFF
Dynamic Noise Reduction	3D / 2D
Sense Up	AUTO (Limit x2~x512) / OFF
Face Detection	4 Face Detection
Language	English / Traditional Chinese / Simplified Chinese
E-Zoom	x1~x256, Pan / Tilt Adjustable
Motion Detection ; Privacy	ON / OFF (24x16 Zones, Alarm) ; ON / OFF (16 Zones Programmable, Polygonal Mosaic)
Timer Clock	Year/Month/Data, Hour/Minute/Second
Camera Control Interface	RS485 Interface OSD Control by Pelco-D, Pelco P
Automatic IRIS ; Connector	VIDEO / DC ; D4 IRIS Jack
Lens Mount	C / CS mount (With Adaptor)
Lens, Angle of View(H)	Lens Option: Please See the Page of Lens Series
Water Resistance	NA
Max. Breaking Strength	NA
Power Supply ; Consumption	12Vdc/24Vac (10.8~39Vdc/24Vac) ; 3.0W
Operation ; Storage Temp.	-10°C~50°C ; -20°C~60°C
Operation ; Storage Humidity	Maximum: RH80% ; RH90%
Dimension (mm)	60(W) x 50(H) x 115(D)
Net Weight	340g

\* All Specifications / colors are subject to change without notice. (V.02)